First Finger Strength: Shifting Larger Intervals: EXERCISES

PART 1: OCTAVES – We will start with octave shifts because although these are very large shifts, they are easier to hear with our inner ear than smaller shifts such as fifths and sixths

by cellofun.eu

Ex 1A1: Chromatic: No Extensions: No Middle Finger



Ex 1A2: With Middle Finger



Ex 1B1: Chromatic: Half-Extended Position In the Higher Register



copyright: cellofun.eu

Ex 1C1: Octaves: Tonal: Some Extensions: No Middle Finger (do also in different keys)



Ex 1C2: With Middle Finger



Ex 1D1: Octaves: Chromatic: Always Extended: No Middle Finger



Ex 1D2: With Middle Finger



PART 2: SIXTHS: Ex 2A1: Major Sixths: Chromatic: No Extensions: Diminished 7th Chord: No Middle Finger:



copyright: cellofun.eu

Ex 2A2: With Middle Finger



Ex 2B1: Minor Sixths: Chromatic: Extd in Higher Position: First Inversion Major Chord: No Middle Finger



Ex 2B2: With Middle Finger



copyright: cellofun.eu

Ex 2C1: Major Sixths: Chromatic: Extd in Lower Position: First Inversion Minor Chord: No Middle Finger



Ex 2C2: With Middle Finger



Ex 2D: Tonal Sixths: Mixed Extd and Non-Extd Posns (do also in different keys). Ex 2D1: No Middle Finger



Ex 2D2: With Middle Finger



copyright: cellofun.eu