


# Doublestopped Arpeggio Shifts To and From Thumb (always in thumbposition)

1: FIRST EXERCISES: SHIFTS TO THUMB/THUMB FIFTH - these are the easiest ones to start with

1b/Thumb - Thumb/Thumb : Hand Moves 4th: MINOR




Same, but in Close Position



1/Thumb - Thumb/Thumb : Hand Moves 4th: MAJOR




Same, but in Close Position



1b/2 - Thumb/Thumb: Hand Moves 6th: MAJOR




Same but in Close Position



1b/Thumb - Thumb/Thumb: Hand Moves 6th:




Same, but in Close Position



1/Thumb - Thumb/Thumb: Hand Moves 6th: MINOR



1/2 - Thumb/Thumb: Hand Moves 6th



Doublestopped Arpeggio Shifts To and From Thumb: Always in Thumbposition (cont.)

2: SECOND EXERCISES: SHIFTS TO THUMB AND ANOTHER FINGER

Thumb/2 - Thumb/1: Hand Moves 4th: MAJOR

Thumb/2b - Thumb/1: Hand Moves 4th: MINOR

1b/2 - Thumb/2: Hand Moves 4th: MAJOR:

Same but with Closed Position

1/2 - Thumb/2: Hand Moves 4th: MINOR

Same but with Close Position: 1/3b- Thumb/2: Hand Moves 4th

Thumb/2 - Thumb/1: Hand Moves Semitone: MAJOR

Thumb/2 - Thumb/1: Hand Moves Tone: MINOR

3/2 - Thumb/Thumb: Hand Moves 4th: MAJOR

Thumb/2 - Thumb/Thumb: Hand Moves 4th

Doublestopped Arpeggio Shifts To and From Thumb: Always in Thumbposition (cont.)

1/3 - Thumb/Thumb: Hand Moves 4th

ETC. UP

3/2b and Thumb/Thumb: Hand Moves 4th: MINOR ARPEGGIO

ETC. UP

Thumb/2 and Thumb/Thumb: Hand Moves 4th: MINOR ARPEGGIO

thumb on I and II

ETC. UP

Thumb/3 and Thumb/Thumb: Hand Moves Major 3rd: MINOR ARPEGGIO

ETC. UP

Thumb/3 and 2/2: Hand Moves Sixth: MAJOR ARPEGGIO

ETC. UP

Thumb/Thumb and 2/2: Hand Moves Sixth: MAJOR ARPEGGIO

ETC. UP

Thumb/3 and 2/2: Hand Moves Sixth: MINOR ARPEGGIO

ETC. UP

Thumb/Thumb and 2/2: Hand Moves Sixth: MINOR ARPEGGIO

ETC. UP