Shifting UP INTO The Intermediate Region

ARPEGGIO DOUBLESTOPPED EXERCISES: NO DOUBLE EXTENSIONS (= NO MAJOR THIRD HAND FRAME)

These exercises are ordered from smaller to larger shifts:

They can be done with many different rhythms and bowings

by cellofun.eu

EXCERCISE 1: HAND SHIFTS MINOR THIRD: MAJOR ARPEGGIO

EX 1A: First and second fingers shift up to first and second (or third) fingers and then back down



SAME AS EX. 1A BUT STARTING FROM C STRING



EX 1:B SAME AS EX 1A UP HIGH, BUT NOW SHIFT FROM 2ND AND 4TH FINGERS



copyright: cellofun.eu

SAME AS EX.1B BUT STARTING FROM C STRING



EXERCISE 2: HAND SHIFTS MAJOR THIRD: EX 2A: MAJOR ARPEGGIOS



EX 2B: MINOR ARPEGGIOS



EXERCISE 3: HAND SHIFTS PERFECT FOURTH. EX 3A: MINOR ARPEGGIO



copyright: cellofun.eu

SAME AS EX 3A BUT NOW STARTING FROM LOWER STRINGS



EXERCISE 3B



EXERCISE 4: HAND SHIFTS PERFECT FOURTH: MAJOR ARPEGGIO. EX 4A: START ON G STRING



copyright: cellofun.eu

SAME AS EX 4A BUT NOW START ON C STRING



EXERCISE 4B



EXERCISE 5: HAND SHIFTS FIFTH: MAJOR ARPEGGIOS. EX 5A



copyright: cellofun.eu

EXERCISE 5B:



EXERCISE 6: HAND SHIFTS MAJOR SIXTH: MINOR ARPEGGIO. EX 6A:



EXERCISE 6B: MAJOR



EXERCISE 6C: MINOR



copyright: cellofun.eu